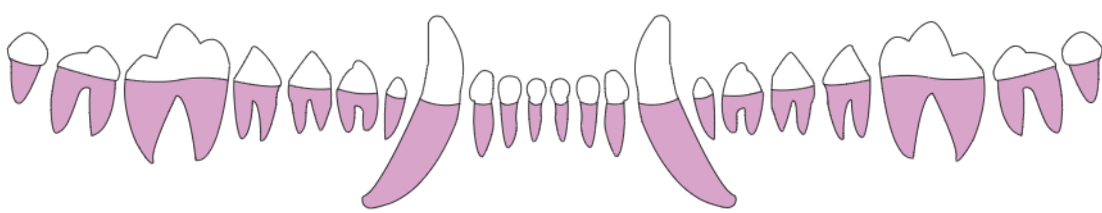
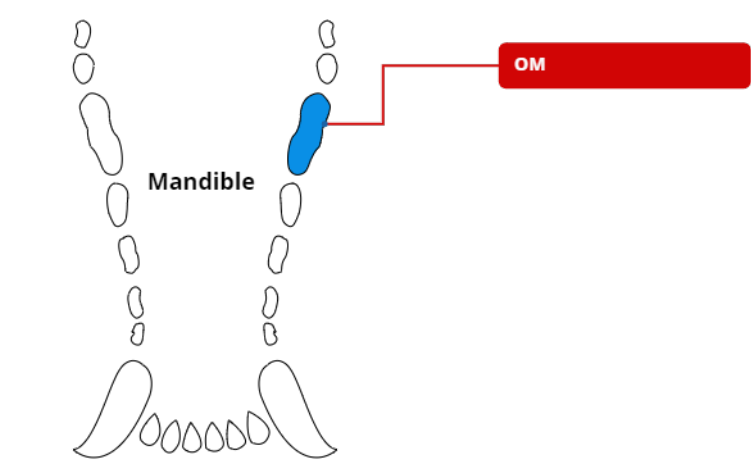
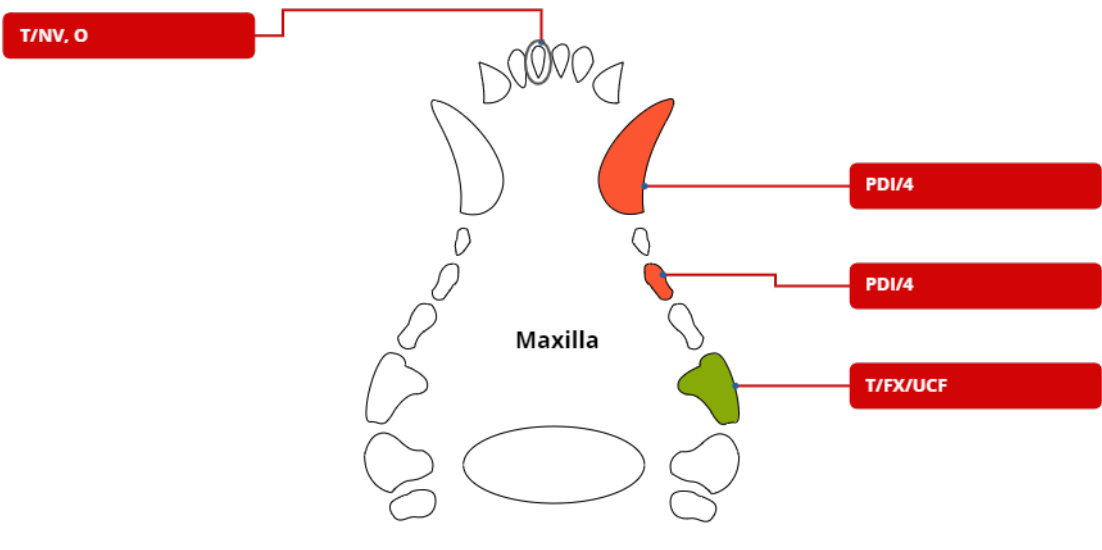
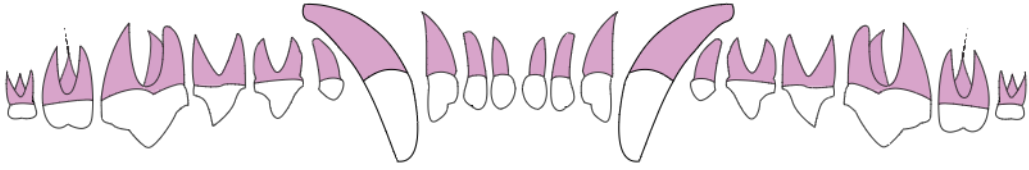


110 109 108 107 106 105 104 103 102 101 201 202 203 204 205 206 207 208 209 210



411 410 409 408 407 406 405 404 403 402 401 301 302 303 304 305 306 307 308 309 310 311

Chart Key

- Treatments**
- B** biopsy
- CFP/R** cleft palate repair
- CRA** crown amputation
- F** flap
- FX/R** repair of jaw fracture
- GTR** guided tissue regeneration
- GV** gingivoplasty (gingivectomy)
- IO/D** deciduous (primary) tooth interceptive orthodontics
- IP** inclined plane
- ONF/R** oronasal fistula repair
- PC/D** direct pulp capping
- PC/I** indirect pulp capping
- PRO** periodontal prophylaxis (examination, scaling, polishing, irrigation)
- R** restoration of tooth
- RAD** radiograph
- RC** root canal therapy
- RPC** root planing - closed
- RPO** root planing - open
- X** simple closed extraction of a tooth
- XS** extraction with tooth sectioning, non-surgical
- XSS** surgical (open) extraction of a tooth

- Periodontal Disease**
- Oral Medicine**
- Oral Surgery**
- Endodontal Disease**

110 109 108 107 106 105 104 103 102 101 201 202 203 204 205 206 207 208 209 210

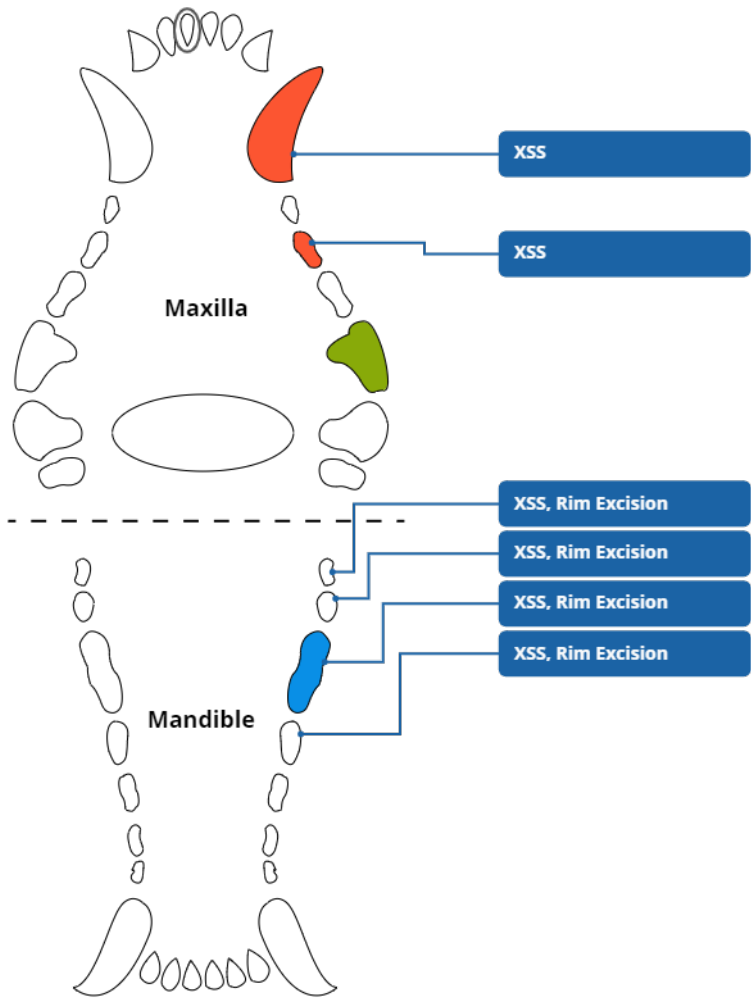
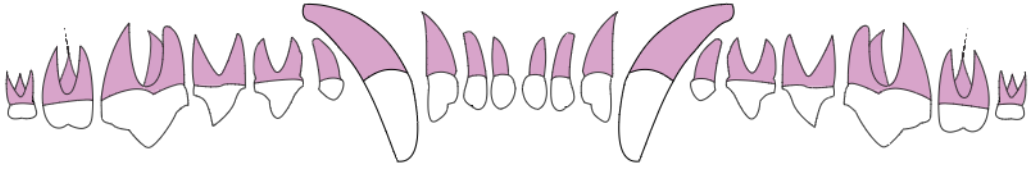
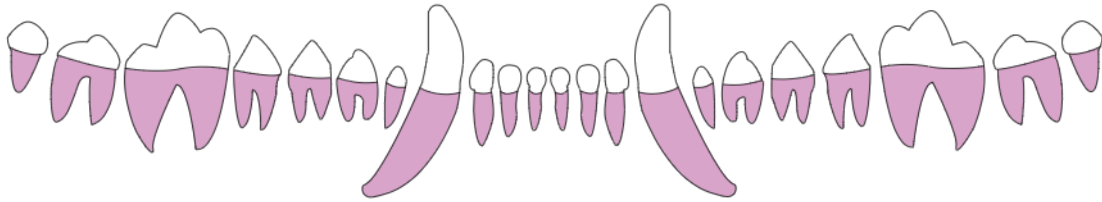


Chart Key

- Treatments**
- B** biopsy
- CFP/R** cleft palate repair
- CRA** crown amputation
- F** flap
- FX/R** repair of jaw fracture
- GTR** guided tissue regeneration
- GV** gingivoplasty (gingivectomy)
- IO/D** deciduous (primary) tooth interceptive orthodontics
- IP** inclined plane
- ONF/R** oronasal fistula repair
- PC/D** direct pulp capping
- PC/I** indirect pulp capping
- PRO** periodontal prophylaxis (examination, scaling, polishing, irrigation)
- R** restoration of tooth
- RAD** radiograph
- RC** root canal therapy
- RPC** root planing - closed
- RPO** root planing - open
- X** simple closed extraction of a tooth
- XS** extraction with tooth sectioning, non-surgical
- XSS** surgical (open) extraction of a tooth

- Periodontal Disease**
- Oral Medicine**
- Oral Surgery**
- Endodontal Disease**



411 410 409 408 407 406 405 404 403 402 401 301 302 303 304 305 306 307 308 309 310 311

Alexandra Casals - Penny

All Pets Dental, Dr. Elizabeth McMorran - 15th Apr 2021

Patient: Penny

Owner: Alexandra Casals

DOB: 8th Apr 2013

Sex: De sexed female

Breed: Labrador Retriever Mix

Phone: Penny

Visit Date: 15th Apr 2021

Chief Complaint: OATP

Pain Medication

Other Medication

Homecare

Notes

Previous visits

Next Visit Time: 15th May 2021

Tooth Report

101 T/NV, O

102 T/V

103 T/V

104 T/V

105 T/V

106 T/V

107 T/V

108 T/V

109 T/V

110 T/V

201 T/V

202 T/V

203 T/V

204 T/V, PDI/4 - TREATMENTS: Surgical (open) extraction of a tooth (XSS)

205 T/V

206 T/V, PDI/4 - TREATMENTS: Surgical (open) extraction of a tooth (XSS)

207 T/V

208 T/V, T/FX/UCF

209 T/V

210 T/V

301 T/V

302 T/V

303 T/V

304 T/V

305 T/V

306 T/V

307 T/V

308 T/V - TREATMENTS: Surgical (open) extraction of a tooth (XSS), Rim Excision

309 T/V, OM - TREATMENTS: Surgical (open) extraction of a tooth (XSS), Rim Excision

310 T/V - TREATMENTS: Surgical (open) extraction of a tooth (XSS), Rim Excision

311 T/V - TREATMENTS: Surgical (open) extraction of a tooth (XSS), Rim Excision

401 T/V

402 T/V

403 T/V

404 T/V

405 T/V

406 T/V

407 T/V

408 T/V

409 T/V

410 T/V

411 T/V

Cleft