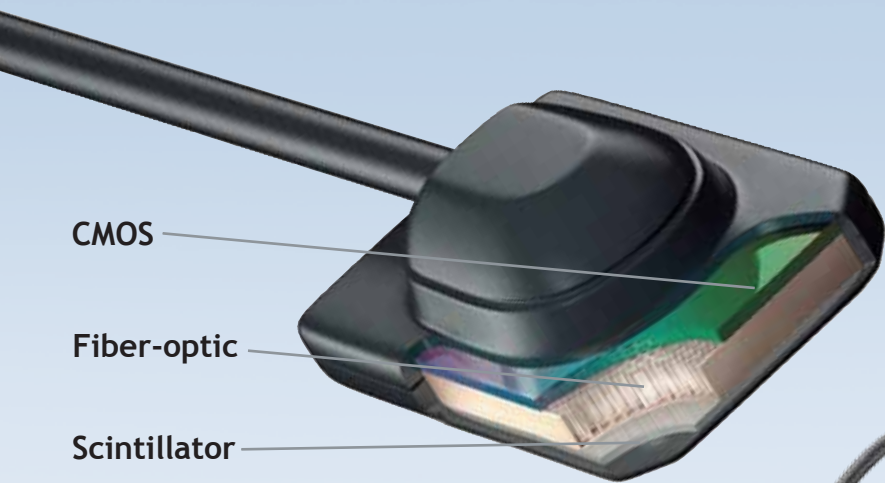


So High-Tech

Cutting-Edge Technology

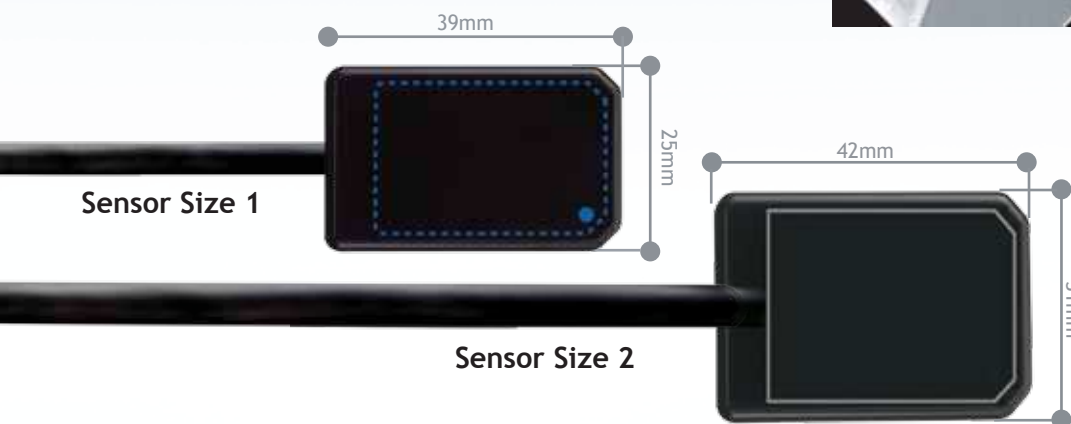
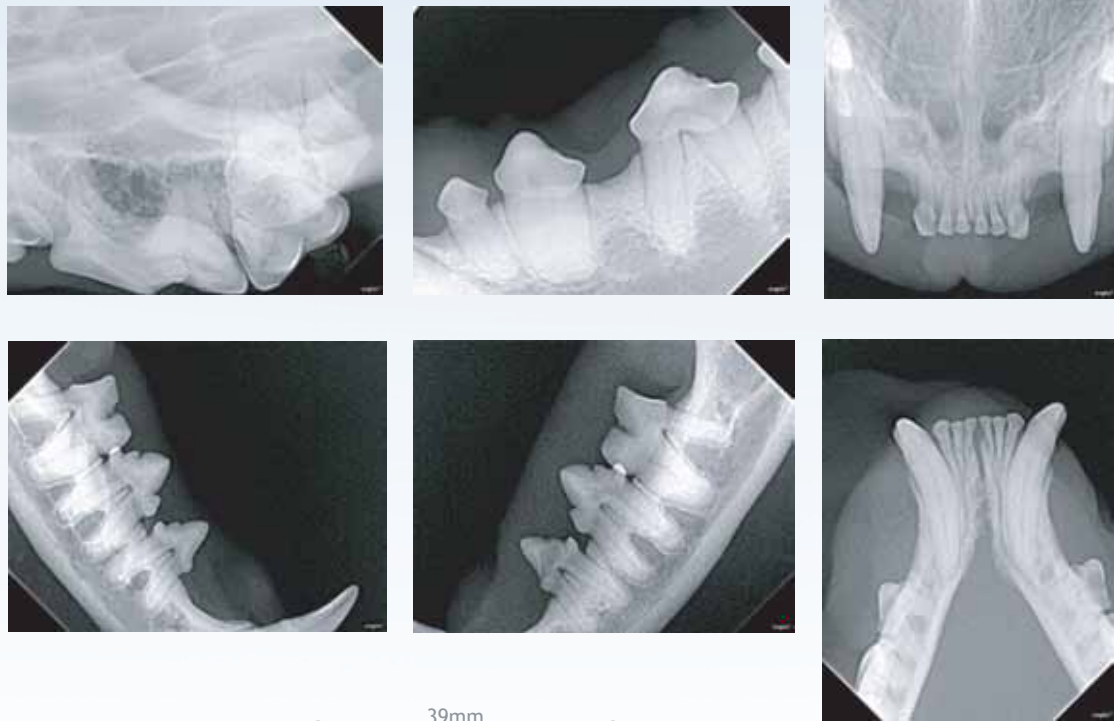
SOPIX X-ray systems integrate the best of modern technology (Fiber-optic based CMOS)



So Clear

Consistent Image Quality

High-definition images and striking contrast are achieved to greatly simplify diagnosis.



So Convenient

Simple to use software allows for a shortened learning curve. Quick full mouth X-Rays ensure limited time of anesthesia



So Easy

As a result of years of research into the specific needs of veterinary dentistry, **SOPIX** introduces the integration of patented **Ace** technology with a fiber optic-based CMOS chip.

Ace makes it possible to control the amount of X-rays accumulated by the sensor, ensuring that all images are optimal and never overexposed. These advances now make it possible to see pathology such as tooth resorption detail and offer the ability to see through the zygomatic arch. Bone trabeculation and lamina dura are clearly visible. **SOPIX** greatly reduces staff frustration by always producing an image with perfect exposure, which saves time and money by eliminating the need to take multiple shots.



SOPIX at 0.20 seconds



Competitor sensor at 0.20 seconds

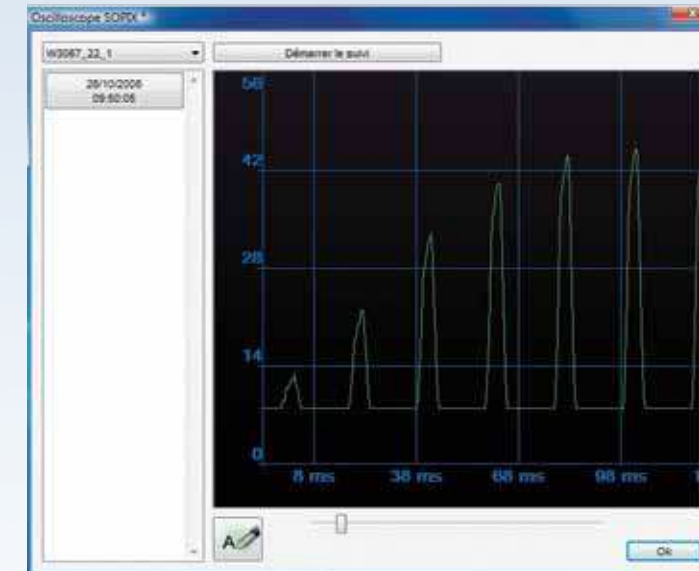
5-Year Warranty!

Purchase a Sopix Digital Sensor and be enrolled in our SOPRO-Care Extended Warranty Program for FREE!!!

ACTEON North America • 124 Galther Drive, Suite 140 • Mount Laurel, NJ 08054
Tel: (800) 289 6367 • Fax: (856) 222 4726
E-mail: info@acteonusa.com • www.acteonusa.com

So Functional

The oscilloscope is a diagnostic tool which allows for accurate support the first time when testing your x-ray and computer.



So Smart

SOPIX also allows you to test the USB port of the computer to make sure the proper voltage is being supplied.

